

Small drilling/milling machine with electronic, continuously controllable drive for model makers

Facts that impress in terms of quality, performance and price

- ▶ Versatile deployment options
- ▶ Two-speed transmission ratio
- ▶ Tool holder MT 2
- ▶ Safety electrical system 24-volt version
- ▶ EMC filter class C1
- ▶ Drilling-milling head pivots through $\pm 90^\circ$ for drilling and milling work at angles when required
- ▶ Height-adjustable, large protective screen with micro switch
- ▶ Precise feed thanks to positioning capable scale rings on all handwheels
- ▶ Simple and clear-cut operating unit with on/off switch, potentiometer and emergency-stop shock switch
- ▶ Infinitely variable speed from 100 to 3 000 rpm
- ▶ Excellent concentricity thanks to tapered roller bearings, better than 0.015 mm measured in the spindle sleeve
- ▶ Stable column with dovetail guide, adjustable on all 3 axes via V-ledges
- ▶ Feed spindle play adjustable and re-adjustable
- ▶ Column can be displaced laterally to extend the range of applications
- ▶ Solid cross table with T-slots, coolant channel and adjustable limit stops
- ▶ Longitudinal scale inset in Cross table
- ▶ All travel can be read off on scales
- ▶ Perfect milling surface thanks individually clampable guideways
- ▶ Inexpensive, lasting value



Accessories

Digital position display DRO 5
Art. no. 3383975

Factory assembly DRO 5
Art. no. 9000420

Magnetic strip per metre
Art. no. 3383980

Accessories

Universal chassis
Dimensions L x B x W: 420 x 340 x 800 mm
Art. no. 3353000

Chip tray
Dimensions L x W x H: 720 x 470 x 30 mm
Art. no. 3352999

Vibration dampers machine base SE 1
(4 pcs. needed)
Art. no. 3381012



Fig.: BF 16 Vario with optional accessories

Technical specifications, accessories and dimensions

Model	BF 16 Vario
Article no.	3338116
Technical data	
Electrical connection	230 V / 1 Ph ~50 Hz
Motor output	500 W
Drilling/milling output	
Drilling performance in steel (S235JR)	Ø 16 mm
Continuous drilling performance in steel (S235JR)	Ø 12 mm
Max. sensor head size	Ø 52 mm
Max. shaft milling cutter size	Ø 20 mm
Spindle	
Spindle sleeve stroke	50 mm
Spindle seat	MT 2 / M10
Throat	170 mm
Draw-in rod	M 10
Drilling/milling head	
Spindle speeds	100 - 3 000 rpm
Speeds	2-speed, electronic speed control
Pivot range	± 90°
Cross table	
Length x width	400 x 120 mm
T-slot size / spacing / count	10 mm / 35 mm / 3
Clearance spindle to cross table	275 mm
Travel	
X axis	220 mm
Y axis	160 mm
Z axis	210 mm
Dimensions	
Length x width x height	505 x 465 x 795 mm
Weight	62 kg


Accessories	Article no.
Collet kit MT 2 / M10, 5-part	3351980
Collet kit ER 25, 15-part	3441109
Collet chuck set MT 2/ ER 25	3352052
Collet chuck set MT 2/ ER 32	3352053
End mill set HSS TiN-coated 12-part	3352250
End mill set HSS TiN-coated 20-part	3352255
Quick clamping drill chuck 1 - 13 mm B16	3050623
Assortment of clamping tools size 8	3352015
T-slot nut M 8 / 10 mm	3353020
Universal coolant unit 230 V	3352002
Coolant mist lubricator MMC 1 with magnetic holder	3356663
Coolant hose KMS 2	3356660

› **More accessories for milling machines** from page 122

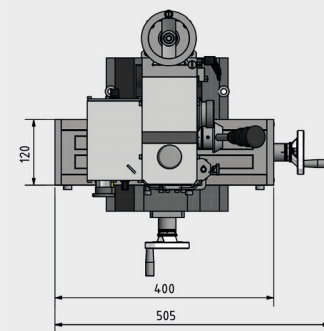
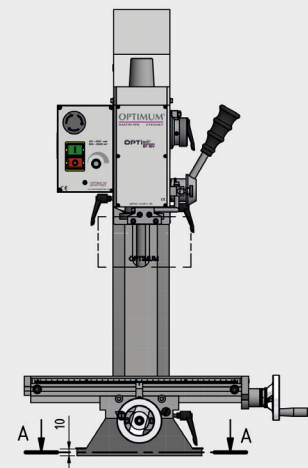
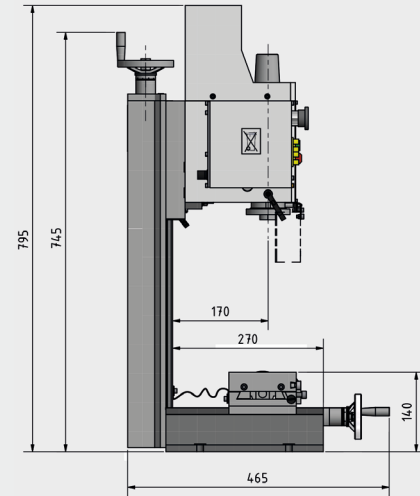
Machine vice	Article no.
VMQ 80	3354180

› Information about vices from page 116

Important information on „Operation of machines with frequency converters“ on page 249
The milling machine complies with the DIN EN 55011 standard: class C1.



Dimensions



Scope of supply

- › Tapered mandrel MT 2/B16
- › Draw-in rod M10
- › Operating tool

Preface

Drilling

Milling

Turning

Saws

Grinding

Polishing

Lamps

Measuring