


MigMatic® 260i/320i

Synergic Compact MIG Systems

Issued July 2020 • Index No. DCM/50.11 UK

MIG/MAG (CV)
Welding System 

Quick Specs



Industrial Applications

General fabrication
Car repair
Training schools
Agricultural equipment
Repair and maintenance

Processes

MIG/MAG (GMAW)
Flux-cored (FCAW)

Input Power Welding Output

400 V, 3 phases (50/60 Hz)
260i: 260 A, 27 V at 35% duty cycle
320i: 320 A, 30 V at 35% duty cycle

Max. Output Amperage

260i: 285 A
320i: 350 A

Output Range

260i: 15 A – 260 A
320i: 15 A – 320 A

Net Weight

57 kg

Performance / Durability / Ease of use

NEW!

Miller MigMatic® 260i and 320i synergic MIG/MAG system featuring a heavy duty drive mechanism capable of consistent and precise wire feeding regardless of your choice of wire. The machines are quick to set up and the graphical user interface makes it easy to achieve those perfect weld parameters with very limited training required. The MigMatic® 260i/320i are the perfect work shop tool and ideal for both solid and flux core wires.

Trigger program switch

Re-call up to 4 preset programs from the torch trigger (any standard MIG torch) for increased productivity on complex objects.

Miller robustness

Tested and approved for heavy duty welding under the toughest conditions. Miller goes to extreme measures to ensure trouble free welding in any environment.

Heavy duty wire drive mechanism

The 4-roll drive system will ensure trouble free wire feeding.

Energy efficient

The energy saving Fan-On-Demand™ power source cooling system operates only when needed, reducing noise and the amount of contaminants pulled through the machine.

Full synergic MIG/MAG with presets

Synergic lines for all common wire/gas combinations with presets of start/stop parameters for optimal welds.



Ease of use and versatility

Large intuitive LCD panel for quick and precise setting of advanced weld parameters.



Easy to use

Versatility

- Compatible with Push/Pull torches (optional accessory kit).
- Integrated wheels and shelf for a single gas cylinder.
- Compatible with On-torch control of wire feed speed and voltage (available in Q4-2020).

TRUE BLUE
3YR. WARRANTY

Warranted for three years, parts and labour.

ITW WELDING



International Headquarters Miller Electric Mfg. LLC

An Illinois Tool Works Company
1635 W. Spencer Street
Appleton, WI 54914 USA

MillerWelds.com

ITW Welding Products BV

Edisonstraat 10
P.O. Box 1551
NL-3261 LD Oud-Beijerland
The Netherlands

Tel.: +31 186 641 444
info@itw-welding.com
ITWwelding.com


UK sales office

Tel.: +44 1695 58 59 11

Advanced weld settings made easy

The machine is ready for advanced manual and synergic MIG/MAG welding in seconds.

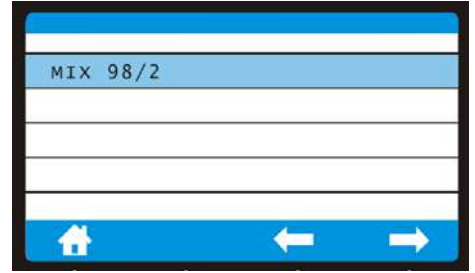
Step 1: Select your process



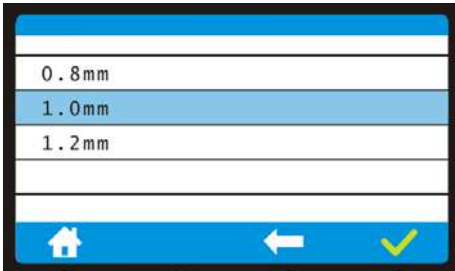
Step 2: Select your base material



Step 3: Select your gas mixture



Step 4: Select your wire diameter



Result: Ready to weld

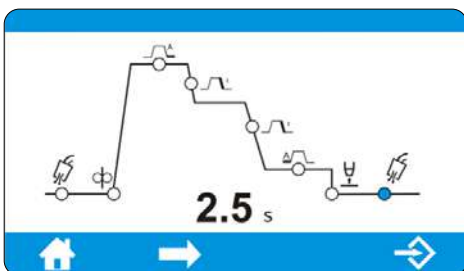


MigMatic® user interface – clean, crisp and easy to use

The MigMatic® system provides a full set of features and settings at your fingertips – ease of use without compromise.

Four different trigger options:

- 2T
- 4T
- Miller 4TS
- Stitch



Miller 4TS trigger functionality –
Gives access to hot start or cold start from the torch trigger

1. Weld processes:

- Manual MIG/MAG
- Synergic

2. Adjustment of parameters:

- Pre/post gas
- Run-in speed
- Crater fill
- Burnback
- Inductance

3. Store, modify and recall programs:

- A total of 8 programs available
- The first 4 recalled using the torch trigger

4. System settings and factory reset

MigMatic® 260i/320i components



MigMatic® 260i/320i is equipped with a 4-roll wire drive system (2 driven and 2 idle). The rolls are reversible offering flexibility between two different wire sizes. For soft wires, an all-drive system can be supplied as optional extra.

MigMatic® 260i/320i features a remote control receptacle for adjustment of wire feed speed and volts at the point of weld.

MigMatic® 260i/320i has integrated wheels and conveniently positioned handles, making the machine easy to move and transport. There is also an integrated shelf for the gas cylinder.

Specifications (Subject to change without notice.)



MigMatic® 260i

Input Power	Voltage Range in CV	Amp Range DC	Wire Feed Speed	Rated Output @ 40°C	IP Rating	Max. Open Circuit Voltage	Dimensions H/W/D	Weight
400 VAC, 3 ph (50/60 Hz)	13 - 35 V	15 - 260 A	1.5 - 20 m/min	260 A / 27 V @ 35% duty cycle	IP23S	70 VDC	830 / 470 / 1070 mm	57 kg

MigMatic® 320i

Input Power	Voltage Range in CV	Amp Range DC	Wire Feed Speed	Rated Output @ 40°C	IP Rating	Max. Open Circuit Voltage	Dimensions H/W/D	Weight
400 VAC, 3 ph (50/60 Hz)	13 - 35 V	15 - 320 A	1.5 - 20 m/min	320 A / 30 V @ 35% duty cycle	IP23S	70 VDC	830 / 470 / 1070 mm	57 kg

Drive Rolls and Wire Guides* (two driven)

Wire Size	"V" Groove Drive Roll for Hard Wire	"U" Groove Drive Roll for Soft Wire or Soft-Shelled Cored Wires	"V" Knurled Drive Roll for Hard-Shelled Cored Wires
0.8 / 1.0 mm	156053126	156053127	—
1.0 / 1.2 mm	156053125	156053128	—
1.6 / 2.4 mm	—	156053129	—

*Kits including a set of double groove drive rolls and wire guides.

Drive Rolls and Wire Guides* (four driven)

Wire Size	"V" Groove Drive Roll for Hard Wire	"U" Groove Drive Roll for Soft Wire or Soft-Shelled Cored Wires	"V" Knurled Drive Roll for Hard-Shelled Cored Wires
1.0 mm	—	058066145	—
1.2 mm	—	058066146	—

*Kits including a set of single groove drive rolls and wire guides.

Ordering Information

System Component	Stock No.	Description	Qty.	Price
MigMatic® 260i	059015051	400 VAC, 3 ph (50/60 Hz) equipped with mains cable 3 m Fitted with Euro connector and 1.0 - 1.2 mm "V" groove drive rolls		
MigMatic® 320i	059015053	400 VAC, 3 ph (50/60 Hz) equipped with mains cable 3 m Fitted with Euro connector and 1.0 - 1.2 mm "V" groove drive rolls		
Accessories				
Push/Pull configuration kit	057084226	For installation in the power source to synchronize the drive motors		
Bernard™ Q300, air cooled Mig Gun, 4.5 m	Q3015TE3EEQ			

Date:

Total Quoted Price:

Miller recommends *Elega* consumables

Distributed by:

