



**STRONG PARTNERS.
TOUGH TRUCKS.™**



MEDIUM AND HIGH LEVEL ORDER PICKERS

K1.0L, K1.0L SL, K1.0L WP, K1.0M, K1.0H

800 - 1 000 kg @ 600 mm



K1.0L, K1.0L SL, K1.0L WP

CHARACTERISTICS	1.1	Manufacturer	
	1.2	Model designation	
	1.3	Power: battery, diesel, LPG, electric mains	
	1.4	Operation: manual, pedestrian, stand, seat, order picker	
	1.5	Load capacity	Q (kg)
	1.6	Load centre	c (mm)
1.8	Load distance ■	x (mm)	
1.9	Wheelbase	y (mm)	

HYSTER		HYSTER		HYSTER	
K1.0L AC 0,7 FC		K1.0L AC 15 FC		K1.0L AC 12	
Battery		Battery		Battery	
Order picker		Order picker		Order picker	
1 000		1 000		1 000	
600		600		600	
144		144		96	
1 390		1 390		1 390	

WEIGHTS	2.1	Unladen weight	kg
	2.2	Axle loading, with load front/rear	kg
	2.3	Axle loading, without load front/rear	kg

1 550		1 750		1 600	
350	2 200	350	2 400	350	2 250
900	650	950	800	900	700

WHEELS & TYRES	3.1	Tyres: rubber, polyurethane, vulkollan, front/rear	
	3.2	Tyre size, front	mm
	3.3	Tyre size, rear	mm
	3.5	Number of wheels, front/rear (X = driven)	
	3.6	Tread, front	b ₁₀ (mm)
	3.7	Tread, rear	b ₁₁ (mm)

Vulkollan / Topthane		Vulkollan / Topthane		Vulkollan / Topthane	
Ø 254 x 125		Ø 254 x 125		Ø 254 x 125	
Ø 125 x 94		Ø 125 x 94		Ø 125 x 94	
1X/2		1X/2		1X/2	
-		-		-	
660		660		660	

DIMENSIONS	4.2	Height of mast, lowered (Cab)	h ₁ (mm)
	4.3	Free lift	h ₂ (mm)
	4.4	Lift height	h ₃ (mm)
	4.5	Height of mast, extended +	h ₄ (mm)
	4.7	Overhead guard height +	h ₅ (mm)
	4.8	Platform height	h ₇ (mm)
	4.11	Auxiliary Lift	h ₉ (mm)
	4.14	Height, platform raised	h ₁₂ (mm)
	4.15	Height, lowered ○	h ₁₃ (mm)
	4.19	Overall length ■ ▽	l ₁ (mm)
	4.20	Length to face of forks ■ ▽	l ₂ (mm)
	4.21	Overall width ▴	b ₁ / b ₂ (mm)
	4.22	Fork dimensions ◇	s/e/l (mm)
	4.23	Fork carriage DIN 15173. Class A/B	
	4.24	Fork carriage width ●	b ₃ (mm)
	4.25	Outside fork width □	b ₅ (mm)
	4.27	Width across guide rollers	b ₆ (mm)
	4.31	Ground clearance, under mast, with load	m ₁ (mm)
4.32	Ground clearance, centre of wheelbase	m ₂ (mm)	
4.33	Aisle width with pallets 1 000 mm x 1 200 mm wide	Ast (mm)	
4.34	Aisle width with pallets 800 mm x 1 200 mm long ◆	Ast (mm)	
4.35	Turning radius	W ₉ (mm)	
4.42	Transfer aisle width with pallets 800 mm x 1 200 mm long	Ast ₅ (mm)	

1 957		1 957		1 654	
-		-		-	
690		1 410		1 010	
-		-		2 590	
-		-		-	
180		180		180	
-		-		-	
-		-		1 190	
90		90		90	
2 907		2 907		2 874	
1 767		1 767		1 719	
796		796		780	
60	180	1 140	60	180	1 155
-		-		-	
700		700		-	
560		560		526	
-		-		-	
30		30		30	
30		30		30	
1 400		1 400		1 400	
1 000		1 000		1 000	
1 640		1 640		1 640	
3 270		3 270		3 200	

PERFORMANCE	5.1	Travel speed with/without load ❖	km/h
	5.2	Lifting speed with/without load (cab) ❖	m/s
		Lifting speed with/without load (SL) ❖	m/s
	5.3	Lowering speed with/without load (cab) ❖	m/s
		Lowering speed with/without load (SL) ❖	m/s
	5.7	Gradeability with/without load †	%
	5.8	Maximum gradeability, with/without load (5 min.) †	%
	5.9	Acceleration time (10 m) with/without load ❖	m/s
	5.10	Service brake	

10,1	10,4	10,1	10,4	10,1	10,4
-	-	-	-	0,17	0,25
0,09	0,18	0,09	0,18	-	-
-	-	-	-	0,29	0,25
0,20	0,07	0,20	0,07	-	-
5	8	5	8	5	8
5	8	5	8	5	8
5,5	7,5	5,5	7,5	5,5	7,5
Electro Magnetic		Electro Magnetic		Electro Magnetic	

MOTOR	6.1	Drive motor, S2 60 minute rating	kW
	6.2	Lifting motor, S3 25% rating	kW
	6.3	Battery according to DIN 43531/35/36 A,B,C, no	
	6.4	Battery voltage/capacity at 5 hour rate	V/Ah
	6.5	Battery weight (+/- 5%)	kg
	6.6	Power consumption in accordance with VDI cycle	kW/h

4		4		4	
3		3		3	
DIN 43535 B		DIN 43535 B		DIN 43535 B	
24/560		24/560		24/560	
480		480		480	
2,28		2,35		2,30	

OTHER	8.1	Drive control	
	8.4	Average noise level at operator's ear according to DIN 12053	dB (A)

AC - MOSFET		AC - MOSFET		AC - MOSFET	
< 70		< 70		< 70	

Specification data is based on VDI 2198

Equipment and weight:

Weights (line 2.1) are based on the following specifications:

Complete truck with 180 mm wide forks, Vulkollan drive and steer wheels.

HYSTER		HYSTER		HYSTER		HYSTER		HYSTER		1.1
K1.0L AC 12 SL		K1.0L AC 17 SL		K1.0L AC 17 WP		K1.0L AC 48 SL ★		K1.0L AC 48 WP ★		1.2
Battery		Battery		Battery		Battery		Battery		1.3
Order picker		Order picker		Order picker		Order picker		Order picker		1.4
1 000		1 000		1 000		1 000		1 000		1.5
600		600		600		600		600		1.6
166		166		166		157		166		1.8
1 390		1 390		1 390		1 510		1 510		1.9

CHARACTERISTICS

1 700		1 800		2 000		2 665		2 865		2.1
350	2 350	350	2 450	350	2 650	2 645	1 020	2 645	1 220	2.2
950	750	950	850	950	1 050	1 120	1 555	1 120	1 755	2.3

WEIGHTS

Vulkollan / Topthane			Vulkollan / Topthane			Vulkollan / Topthane			Vulkollan / Topthane			Vulkollan / Topthane			3.1
Ø 254 x 125			Ø 254 x 125			Ø 254 x 125			Ø 254 x 125			Ø 254 x 125			3.2
Ø 125 x 94			Ø 125 x 94			Ø 125 x 94			Ø 125 x 94			Ø 125 x 94			3.3
1X/2			1X/2			1X/2			1X/2			1X/2			3.5
-			-			-			-			-			3.6
660			660			660			830			830			3.7

WHEELS & TYRES

1 654			2 270			2 270			3 075			3 075			4.2
-			-			-			-			-			4.3
1 010			1 510			1 510			4 627			4 627			4.4
2 590			3 800			3 800			6 898			6 898			4.5
-			2 270			2 270			2 270			2 270			4.7
180			180			180			180			180			4.8
690			690			-			690			-			4.11
1 190			1 690			1 690			4 807			4 807			4.14
90			90			80			90			80			4.15
2 929			2 929			3 099			3 040			3 220			4.19
1 789			1 789			1 789			1 900			1 910			4.20
780			780			780/996			950			950/996			4.21
60	180	1 140	60	180	1 140	60	180	1 140	60	180	1 140	60	180	1 140	4.22
-			-			-			-			-			4.23
700			700			-			700			-			4.24
560			560			560			560			560			4.25
-			-			-			1 090			1 090			4.27
30			30			30			30			30			4.31
30			30			30			30			30			4.32
1 400			1 400			-			1 400			-			4.33
1 000			1 000			1 196			1 150			1 196			4.34
1 640			1 640			1 640			1 760			1 760			4.35
3 270			3 270			3 400			3 390			3 520			4.42

DIMENSIONS

10,1	10,4	10,1	10,4	10,1	10,4	8,6	9,5	8,6	9,5	5.1
0,11	0,21	0,11	0,21	0,15	0,20	0,15	0,20	0,15	0,20	5.2
0,09	0,18	0,09	0,18	-	-	0,09	0,18	-	-	5.3
0,26	0,14	0,26	0,14	0,28	0,24	0,27	0,23	0,28	0,24	5.4
0,20	0,07	0,20	0,07	-	-	0,20	0,07	-	-	5.5
5	8	5	8	5	8	5	8	5	8	5.6
5	8	5	8	5	8	5	8	5	8	5.7
5,5	7,5	5,5	7,5	5,5	7,5	5,5	7,5	5,5	7,5	5.8
Electro Magnetic		Electro Magnetic		Electro Magnetic		Electro Magnetic		Electro Magnetic		5.9
Electro Magnetic		Electro Magnetic		Electro Magnetic		Electro Magnetic		Electro Magnetic		5.10

PERFORMANCE

4	4	4	4	4	4	4	4	4	4	6.1
3	3	3	3	3	3	3	3	3	3	6.2
DIN 43535 B		DIN 43535 B		DIN 43535 B		DIN 43535 B		DIN 43535 B		6.3
24/560		24/560		24/560		24/560		24/560		6.4
480		480		480		480		480		6.5
2,38		2,40		2,40		2,86		2,90		6.6

MOTOR

AC ~ MOSFET		AC ~ MOSFET		AC ~ MOSFET		AC ~ MOSFET		AC ~ MOSFET		8.1
< 70		< 70		< 70		< 70		< 70		8.4

OTHER

K1.0M, K1.0H

CHARACTERISTICS	1.1	Manufacturer	
	1.2	Model designation	
	1.3	Power: battery, diesel, LPG, electric mains	
	1.4	Operation: manual, pedestrian, stand, seat, order picker	
	1.5	Load capacity	Q (kg)
	1.6	Load centre	c (mm)
	1.8	Load distance \uparrow	x (mm)
	1.9	Wheelbase	y (mm)

HYSTER			HYSTER			HYSTER			
K1.0M			K1.0H			K1.0H			1.1
Battery			Battery			Battery			1.2
Order picker			Order picker			Order picker			1.3
1 000			1 000			1 000			1.4
600			600			600			1.5
190			150			205			1.6
1 534,5			1 574,5			1 674,5			1.7
									1.8
									1.9

WEIGHTS	2.1	Unladen weight	kg
	2.2	Axle loading, with load front/rear	kg
	2.3	Axle loading, without load front/rear	kg

2 890			3 255			4 065			2.1			
1 060		2 830		1 515		2 760		1 760		3 305		2.2
1 240		1 650		1 940		1 315		2 200		1 865		2.3

WHEELS & TYRES	3.1	Tyres: rubber, polyurethane, vulkollan, front/rear	
	3.2	Tyre size, front	mm
	3.3	Tyre size, rear	mm
	3.5	Number of wheels, front/rear (X = driven)	
	3.6	Tread, front	b ₁₀ (mm)
	3.7	Tread, rear	b ₁₁ (mm)

Polyurethane			Polyurethane			Polyurethane						
ø 343 x 140			ø 343 x 140			ø 343 x 140			3.1			
ø 200 x 80			ø 200 x 80			ø 200 x 100			3.2			
1X		2		1X		2		1X		2		3.3
-			-			-			3.5			
877			977			1 057			3.6			
									3.7			

DIMENSIONS	4.2	Height of mast, lowered (Cab)	h ₁ (mm)
	4.3	Free lift	h ₂ (mm)
	4.4	Lift height	h ₃ (mm)
	4.5	Height of mast, extended \uparrow	h ₄ (mm)
	4.7	Overhead guard height \uparrow	h ₅ (mm)
	4.8	Platform height	h ₇ (mm)
	4.11	Auxiliary Lift	h ₈ (mm)
	4.14	Height, platform raised	h ₁₂ (mm)
	4.15	Height, lowered \blacksquare	h ₁₃ (mm)
	4.19	Overall length \uparrow	l ₁ (mm)
	4.20	Length to face of forks \uparrow ∇	l ₂ (mm)
	4.21	Overall width \bigcirc	b ₁ /b ₂ (mm)
	4.22	Fork dimensions	s/e/l (mm)
	4.23	Fork carriage DIN 15173. Class A/B	
	4.24	Fork carriage width \blacktriangle	b ₃ (mm)
	4.25	Outside fork width \bullet	b ₅ (mm)
	4.27	Width across guide rollers	b ₆ (mm)
	4.31	Ground clearance under mast, with load	m ₁ (mm)
	4.32	Ground clearance, centre of wheelbase	m ₂ (mm)
4.33	Aisle width with pallets 1 000 mm x 1 200 mm wide	Ast (mm)	
4.34	Aisle width with pallets 800 mm x 1 200 mm long \blacklozenge	Ast (mm)	
4.35	Turning radius	W ₂ (mm)	

3 070			3 320			3 270			4.2			
-			-			-			4.3			
4 670			5 170			8 895			4.4			
7 040			7 540			11 265			4.5			
2 370			2 370			2 370			4.7			
250			250			250			4.8			
770			770			770			4.11			
4 920			5 420			9 145			4.14			
90			90			90			4.15			
3 087			3 087			3 242			4.19			
1 947			1 947			2 102			4.20			
1 000		1 000		1 100		1 100		1 100		1 200		4.21
60		180		1 140		60		180		1 140		4.22
-			-			-			4.23			
700		780		860		700		780		860		4.24
520		560		680		520		560		680		4.25
1 075		1 130		1 330		1 175		1 230		1 430		4.27
60			60			60			4.31			
60			60			60			4.32			
1 400			1 400			1 400			4.33			
1 200			1 300			1 400			4.34			
1 768			1 809			1 905			4.35			

PERFORMANCE	5.1	Travel speed with/without load \star	km/h
	5.2	Lifting speed with/without load (Cab)	m/s
		Lifting speed with/without load (SL)	m/s
	5.3	Lowering speed with/without load (Cab)	m/s
		Lowering speed with/without load (SL)	m/s
	5.7	Gradeability with/without load \uparrow	%
	5.10	Service brake	

8,8		9		8,8		9		8,8		9		5.1
0,35		0,42		0,31		0,42		0,31		0,42		5.2
0,22		0,24		0,2		0,24		0,2		0,24		5.3
0,37		0,37		0,38		0,38		0,38		0,38		5.5
0,12		0,14		0,12		0,14		0,12		0,14		5.6
6,3			6,2			5,8			5.7			
Electromagnetic			Electromagnetic			Electromagnetic			5.10			

MOTOR	6.1	Drive motor, S2 60 minute rating	kW
	6.2	Lifting motor, S3 15% rating	kW
	6.3	Battery according to DIN 43531/35/36 A,B,C, no	
	6.4	Battery voltage/capacity at 5 hours rate	V/Ah
	6.5	Battery weight (+/- 5%)	kg
	6.6	Power consumption in accordance with VDI cycle	kWh

6,4			6,4			6,4			6.1			
12			12			12			6.2			
No			DIN 43531 B			DIN 43531 B			6.3			
48		310		48		420		48		560		6.4
549			746			937			6.5			
3,27			3,27			3,27			6.6			

OTHER	8.1	Drive control	
	8.4	Average noise level at operator's ear according to DIN 12053	dB (A)

AC ~ Mosfet			AC ~ Mosfet			AC ~ Mosfet			8.1
59			59			59			8.4

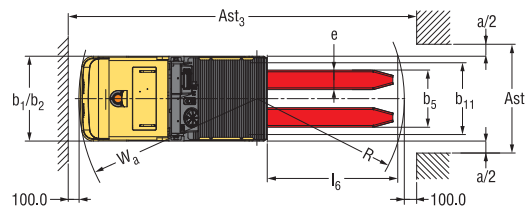
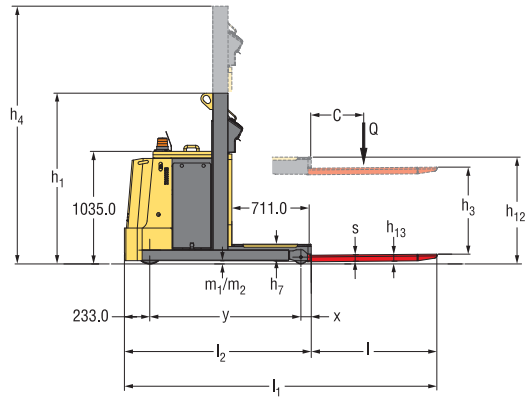
Specification data is based on VDI 2198

Equipment and weight:

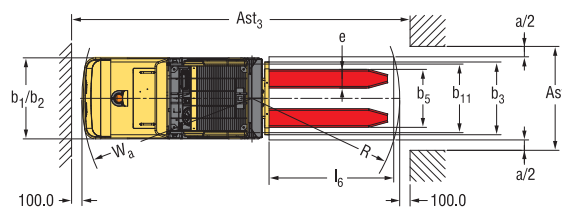
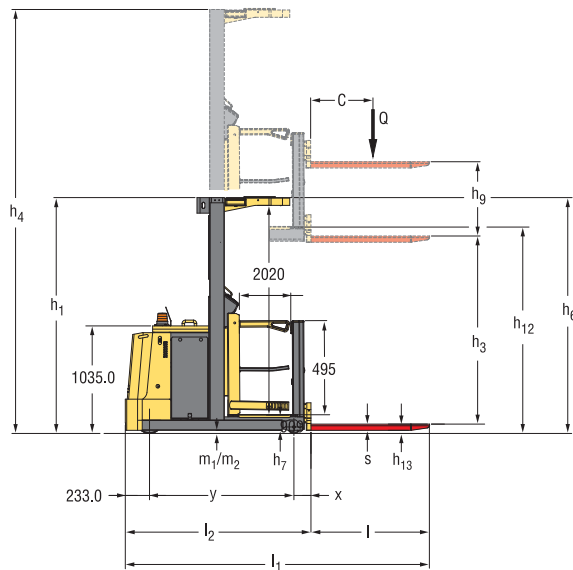
Weights (line 2.1) are based on the following specifications:

Complete truck with 180 mm wide forks, polyurethane drive and steer wheels

K1.0L

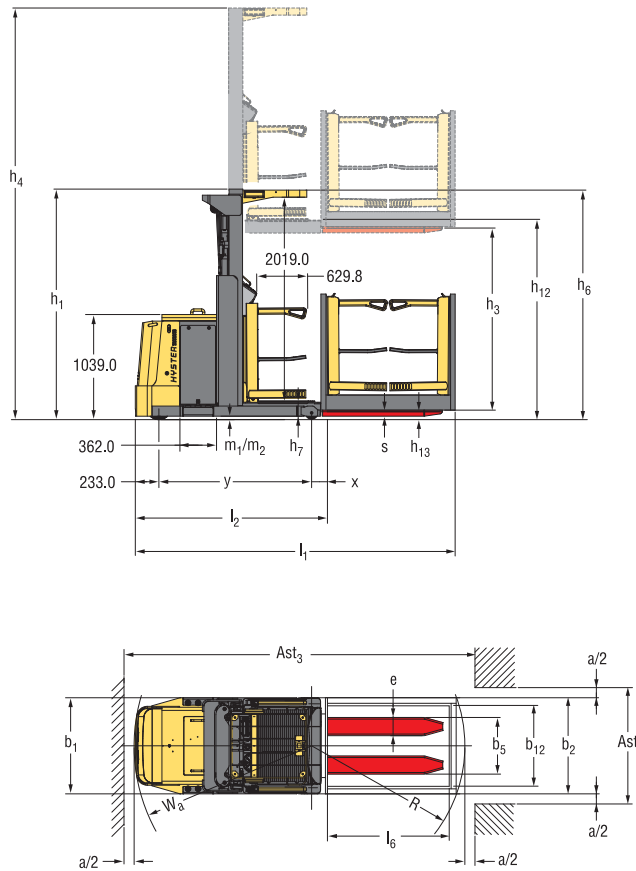


K1.0L SL



Truck dimensions

K1.0L WP



Forks:

K1.0L:	60 x 180 x 1 155 mm long
K1.0L SL	60 x 180 x 1 140 mm long
K1.0L WP	60 x 180 x 1 140 mm long

Mast Configuration

Model	Overall extended height (mm) (h_e)	Platform height from floor (mm) (h_{p2})	Overall lowered height (mm) (h_l)
K1.0L - 32	5 298	3 207	2 275
K1.0L - 36	5 698	3 607	2 475
K1.0L - 40	6 098	4 007	2 675
K1.0L - 44	6 498	4 407	2 875
K1.0L - 48	6 898	4 807	3 075

NOTE:

The condition of the vehicle and how it is equipped, as well as the nature and condition of the operating area affect specifications. If these specifications are critical, the proposed application should be discussed with your dealer.

- SL model:
With FEM carriage and forks
80 x 30 mm + 20 mm
With FEM carriage and forks
100 x 35 mm + 25 mm
- + With overhead guard:
With lift interrupt mounted on OHG
 $h_6 + 80$ mm
- SL model:
With FEM carriage and forks
80 x 30 mm $h_{13} = 35$ mm
With FEM carriage and forks
100 x 35 mm $h_{13} = 40$ mm
- ▮ SL model:
With FEM carriage $b_2 = 800$ mm
- ◇ SL model:
Available also FEM carriage and fork size 80 x 30 mm (600 kg @ 600 mm, 800 kg @ 500 mm, 1 000 kg @ 400 mm) and 100 x 35 mm with 1 000 kg @ 600 mm
- SL model:
With FEM carriage $b_3 = 800$ mm
- SL model:
With FEM carriage and forks
80 x 30 mm $b_5 = 753$ mm
With FEM carriage and forks
100 x 35 mm $b_5 = 773$ mm
- ◆ All models: See VDI table or refer to your local sales representative for Ast values not listed
- † Values determined by wheel friction, if climbing ramps frequently (within 1 h), consult your sales representative
- ❖ Performance Mode: 3 preset values available, selected by the operator: soft, medium, hard. All values listed are in Hard mode
- ▽ With wire guidance l_1 and $l_2 + 40$ mm

Notice

Care must be exercised when handling elevated loads. When the carriage and/or load is elevated, truck stability is reduced. Operators must be trained and adhere to the instructions contained in the Operating Manual.

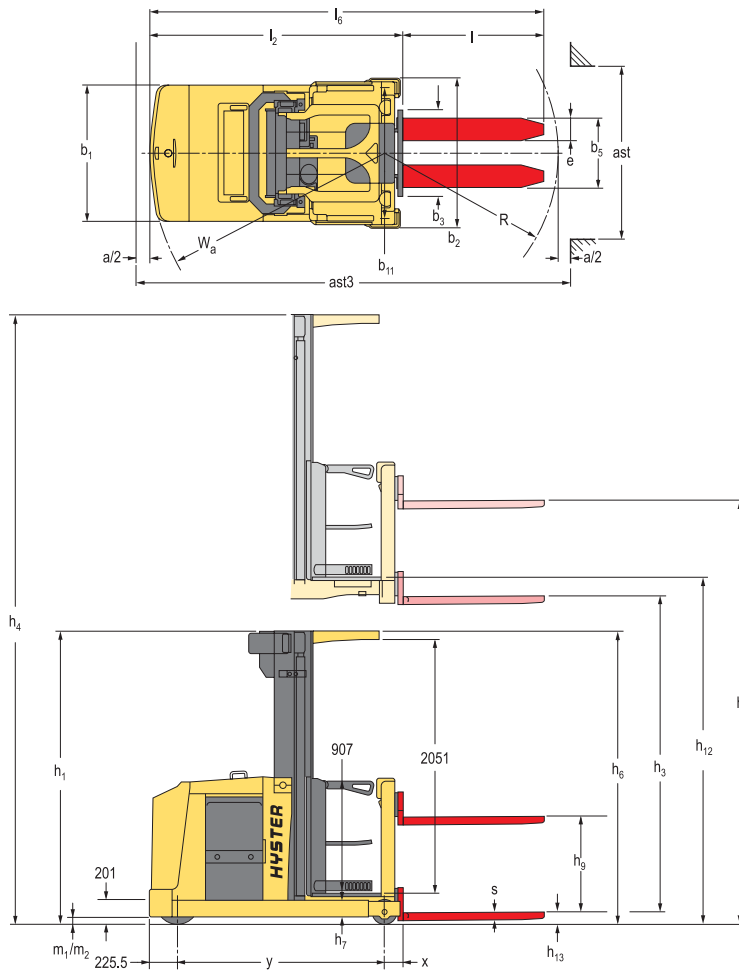
Hyster products are subject to change without notice. Lift trucks illustrated may feature optional equipment.



This truck conforms to the current EU requirements.

Truck dimensions

K1.0M, K1.0H



Forks:

K1.0M

60 x 180 x 1 140 mm long

K1.0H

60 x 180 x 1 140 mm long

NOTE:

Specifications are affected by the condition of the vehicle and how it is equipped, as well as the nature and condition of the operating area. If these specifications are critical, the proposed application should be discussed with your dealer.

- ¶ Note for M/H model:
With FEM carriage and Forks
100 x 35 + 25 mm
- + Note for models with over head guard:
With Lift interrupt mounted on
OHG $h_6 + 105$ mm

With flashing light $h_6 + 120$ mm if
fitted on Over Head Guard
- Note for M/H model:
With FEM carriage and Forks
 $80 \times 30 \times h_{13} = 35$ mm

With FEM carriage and
Forks $100 \times 35 \times h_{13} = 40$ mm
- Note for M/H model:
With FEM carriage $b_2 = 800$ mm
- ▲ Note for M/H model:
With FEM carriage $b_3 = 800$ mm
- Note for M/H model:
With FEM carriage and Forks
 $100 \times 35 \times b_5 = 773$ mm
- ◆ All models: See VDI table or refer to
your local sales representative for Ast
values not listed
- † Values determined by wheel friction,
if climbing ramps frequently
(within 1h), consult your salesman
- ★ Acceleration - 3 preset values
available, selected by the operator
slow, soft, standard and hard (fast)
- ✓ With wire guidance l_1 and $l_2 + 40$ mm

Mast Configuration

	Model	Overall width (mm) b_2	Overall extended fork height (mm) h (★)	Height of platform raised (mm) h_{13}	Auxiliary lift (mm) h_s	Lift height (mm) h_6	Overall lowered mast height (mm) h_3	Overall extended mast / cab height (mm) h_4
2-Stage	K1.0M	1 000	4 230	3 620	770	3 370	2 420	5 740
	K1.0M	1 000	4 530	3 920	770	3 670	2 570	6 040
	K1.0M	1 000	5 130	4 520	770	4 270	2 870	6 640
2-Stage	K1.0H	1 100 or 1 200	4 230	3 620	770	3 370	2 420	5 740
	K1.0H	1 100 or 1 200	4 530	3 920	770	3 670	2 570	6 040
	K1.0H	1 100 or 1 200	5 130	4 520	770	4 270	2 870	6 640
	K1.0H	1 100 or 1 200	5 630	5 020	770	4 770	3 120	7 140
	K1.0H	1 100 or 1 200	6 130	5 520	770	5 270	3 370	7 640
	K1.0H	1 100 or 1 200	6 630	6 020	770	5 770	3 620	8 140
	K1.0H	1 100 or 1 200	7 130	6 520	770	6 270	3 870	8 640
3-Stage	K1.0H	1 100 or 1 200	5 705	5 095	770	4 845	2 370	7 215
	K1.0H	1 100 or 1 200	6 005	5 395	770	5 145	2 470	7 515
	K1.0H	1 100 or 1 200	6 605	5 995	770	5 745	2 670	8 115
	K1.0H	1 100 or 1 200	7 205	6 595	770	6 345	2 870	8 715
	K1.0H	1 200	7 805	7 195	770	6 945	3 070	9 315
	K1.0H	1 200	8 405	7 795	770	7 545	3 270	9 915
	K1.0H	1 200	9 005	8 395	770	8 145	3 470	10 515

Notice

Care must be exercised when handling elevated loads. When the carriage and/or load is elevated, truck stability is reduced. Operators must be trained and adhere to the instructions contained in the Operating Manual.

Hyster products are subject to change without notice. Lift trucks illustrated may feature optional equipment.



This truck conforms to the current EU requirements.

Product Features

Dependability

- Strong, welded compact chassis structure enhances manoeuvrability and allows reliable load handling even in high racking.
- Robust mast construction, with high torsional strength promotes increased stability, leading to greater operator confidence and safer load handling.
- A slack chain detection device, mounted on the mast, prevents further lowering if an obstacle is encountered. This promotes safe operation and minimises truck damage.
- Polyurethane tyres minimise pressure applied on the floor surface and promote more stable load handling.

Low cost of ownership

- Extensive range of range of lifting heights optimises warehouse space.
- AC drive motor on K1.0L, K1.0H and K1.0M provides superior performance and productivity.
- Progressive speed control helps optimize efficient energy consumption.
- Parts commonality with other Hyster warehouse models reduces the level of parts required to be held in stock. Familiarity with key components reduces service costs.
- Service intervals of 12 months or 1 000 hours.

Productivity

- A choice of three performance settings allows the truck to be configured to suit the requirements of the driver and the application.
- Automatic braking on cornering improves controllability.
- Variable lift speeds allow the truck's hydraulic performance to be matched to the dimensions and weight of the load.
- The MOSFET high frequency controller provides good traction and hydraulic control for smooth acceleration and lift performance with optimum energy efficiency.
- Compact chassis design enhances manoeuvrability.

Ergonomics

- Spacious compartment allows the operator more freedom of movement, leading to more comfortable operation.
- A low step height allows easy on/off access, reducing operator fatigue during stop and go operations.
- Full platform sensing for operator presence.
- Electronic fly-by-wire, effortless power steering.
- The forks can be raised or lowered independently from the cab, according to the required operator working heights, thus minimising the need for the operator to stretch (not applicable to WP models).
- Rising cab with proportional lowering (not applicable to FC models).
- Supplementary lift and walk-on pallet cage also available.
- Front, side and overhead guards are available for operator protection (depending on model).
- Easy access to pick faces.

Serviceability

- Fixed vertically mounted motor provides easy maintenance access.
- AC drive motor is virtually maintenance free.
- CANbus wiring system enhances communication between truck systems and simplifies maintenance.
- Dashboard display provides full information on the truck performance and operating status.

Options

A full complement of options is available and includes:

- Cold Store.
- A choice of cab widths.
- Height/speed interlocks.
- Lift interrupt mounted to the overhead guard.
- End of aisle slow down and stop options.
- Guidance options: Rollers, Wire guidance, Frequency generator, Frequency options.
- Walk-on pallet cage.
- Work lights.
- Fixed forks.
- Fan.
- Pick list holder.

STRONG PARTNERS. TOUGH TRUCKS.™

FOR DEMANDING OPERATIONS. EVERYWHERE.

Hyster supplies a complete range of warehouse equipment, IC and electric counterbalanced trucks, container handlers and reach stackers. Hyster is committed to being much more than a lift truck supplier.

Our aim is to offer a complete partnership capable of responding to the full spectrum of material handling issues: Whether you need professional consultancy on your fleet management, fully qualified service support, or reliable parts supply, you can depend on Hyster.






Our network of highly trained dealers provides expert, responsive local support. They can offer cost-effective finance packages and introduce effectively managed maintenance programmes to ensure that you get the best possible value. Our business is dealing with your material handling needs so you can focus on the success of your business today and in the future.





HYSTER EUROPE

Flagship House, Reading Road North, Fleet, Hants GU51 4WD, England.
Tel: +44 (0) 1252 810261



 www.hyster.eu  infoeurope@hyster.com  [/HysterEurope](https://www.facebook.com/HysterEurope)  [@HysterEurope](https://twitter.com/HysterEurope)  [/HysterEurope](https://www.youtube.com/HysterEurope)

HYSTER  and FORTENS are registered trademarks in the European Union and certain other jurisdictions. MONOTROL is a registered trademark, and DURAMATCH and  are trademarks in the United States and in certain other jurisdictions. Hyster products are subject to change without notice. Lift trucks illustrated may feature optional equipment. A division of NACCO Materials Handling Limited.